·WE ARE·
MANUFACTURERS
CERTIFIED

delvalle®
INDUSTRIAL ENCLOSURE SOLUTIONS

COMPLETE SOLUTIONS

CABLE GLANDS

FOR ELECTRICAL ENCLOSURES









comercial@delvalle.es | www.delvallebox.com

CABLE GLANDS 4
STAINLESS STEEL CABLE GLANDS 5
METRIC STAINLESS STEEL AISI 304 AND 316 CABLE GLANDS IP68 5
METRIC EMC STAINLESS STEEL AISI 304 CABLE GLANDS IP68 6
METRIC EMC STAINLESS STEEL AISI 316 CABLE GLANDS IP68 7
NICKEL-PLATED BRASS CABLE GLANDS 8
METRIC NICKEL-PLATED BRASS CABLE GLANDS IP68 8
METRIC EMC NICKEL-PLATED BRASS CABLE GLANDS IP68 9
POLYAMIDE CABLE GLANDS 10
METRIC AND PG POLYAMIDE CABLE GLANDS IP68 10

PLUGS 11
METRIC AND PG STAINLESS STEEL AISI 304 PLUG IP68 12
METRIC AND PG STAINLESS STEEL AISI 316 PLUG IP68 13
METRIC AND PG NICKEL-PLATED BRASS PLUG IP68 14
METRIC AND PG POLYAMIDE PLUG IP68 15

VENTILATION PLUGS 16

CABLE GLANDS EX D/E ATEX 18
CABLE GLANDS UNARMOURED EX D IP66 - IP68 19
CABLE GLANDS UNARMOURED EX E IP66 - IP68 19
DOUBLE COMPRESSION CABLE GLANDS ARMOURED EX D/E IP66 - IP68 20
CABLE GLANDS POLYAMIDE EX/E IP68 21
CABLE GLANDS ATEX INCREASED SECURITY POLYAMIDE EX/I IP68 22
STOPPER PLUG EX D/E IP66 - IP68 23
STOPPER PLUG POLYAMIDE EX/E IP66 24
ADAPTER REDUCER EX D/E IP66 - IP68 25
ADAPTER ENLARGER EX D/E IP66 - IP68 26
REDUCER EX D/E IP66 - IP68 27
ENLARGER EX D/E IP66 - IP68 28
AUTOMATIC BREATHER AND DRAINAGE HAZARDOUS AREA VALVES ATEX IP66 29
SHROUD IP66 - IP68 30
EARTH TAG 30

delvalle®

Paso del Prao, 6. 01320 Oyón (Álava). Spain
Phone +34 945 601 381
comercial@delvalle.es | www.delvallebox.com



WE PUT AT YOUR DISPOSAL

We offer over **50 years** providing solutions to demanding customers who require very specific characteristics and behaviour according to the sector and their needs.

WHEREVER YOU GO

We are committed to working closely with our customers, providing them with **exceptional service** and offering an advanced and extensive range of products with very competitive prices.

HIGH STANDARD OF QUALITY AND SERVICES

We only use materials provided by companies who offer the very **highest quality**, suitable and certified products. Our success is due to top quality assurance: ISO 9001, SGS, UL, TÜV, ISO 14000 and Ohsas 18001.

CUSTOMIZE TOTALLY YOUR ENCLOSURE

Our production systems can give custom-made solutions **on demand.** Every colour from RAL chart is available to be personalized. A variety of protection standards thanks to our own painting facilities.

EU

100%
Diseñado y fabricado íntegramente en España
Entirely designed and manufactures in Spain

CONTACT US

Confidentiality, reliability & quality

www.delvallebox.com
comercial@delvalle.es
+34 945 601 381

ALSO ONLINE

Please contact our technical sales department

A team of professionals with high experience and ability to solve all your queries



STAINLESS STEEL, NICKEL-PLATED BRASS AND POLYAMIDE CABLE GLANDS



Examples

We have the Largest Stock Cable Glands in the Market, *Next Day* Delivery Service

Cable glands are suitable for the passage, compression and wire binding between two compartments, such as junction boxes or devices requiring sealing.

With a wide variety and the best quality, we offer a customized solution for each client, whether mounted on the enclosure or box or only the cable glands.

Available in stainless steel, nickeled brass fiberglass-reinforced polyamide and EMC shields with protection up to IP68.

FOR MORE INFORMATION CLICK HERE



STAINLESS STEEL CABLE GLANDS

Stainless steel cable glands are placed over other materials. They are corrosion resistant, more robust and durable than any other materials used in the construction field.

They help you to save money thanks to their low maintenance and their long life (over 20-30 years). The aesthetic aspect is also remarkable, as they have great quality and presence.

METRIC STAINLESS STEEL AISI 304 AND 316 CABLE GLANDS IP68





- Material:
  - Stainless steel AISI 304
  - Stainless steel AISI 316
- Thread: Metric
- Sealing ring: NBR
- Stainless steel lock nut included
- ULtraviolet (UV) resistance
- Protection: IP68
- Temperature resistance:
  - -40°C to +100°C
  - -40°C to +120°C short time
- Supports: Water, dust, salt, acids, alcohol and oils

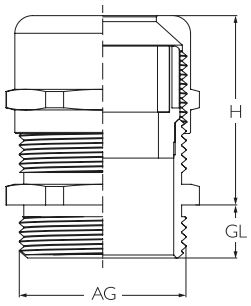

REFERENCES METRIC STAINLESS STEEL AISI 304 CABLE GLANDS								
METRIC STAINLESS STEEL AISI 304 CABLE GLANDS IP68	SIZE	CABLE RANGE		THREAD DIAMETER AG (mm)	LENGTH OF THE THREAD GL (mm)	LENGTH OF THE ASSEMBLY GL + H (mm)	(mm)	MINIMUM
		≥	≤					
DVCG.M12.S4	M12x1,5	3	6,5	12	7	19	14	50
DVCG.M16.S4	M16x1,5	4	8	16	8	20	18	50
DVCG.M20.S4	M20x1,5	8	12	20	8	22	22	50
DVCG.M25.S4	M25x1,5	12	16	25	9	27	27	50
DVCG.M32.S4	M32x1,5	15	22	32	10	29	35	15
DVCG.M40.S4	M40x1,5	18	25	40	11	31	40/45	15
DVCG.M48.S4	M48x1,5	25	32	48	11	37	50/52	4
DVCG.M50.S4	M50x1,5	32	38	50	12	37	50/55	4
DVCG.M63.S4	M63x1,5	37	44	63	13	38	64/68	3
DVCG.M75.S4	M75x2	42	52	75	15	42	78	3
DVCG.M80.S4	M80x2	50	62	80	15	45	86/88	3
DVCG.M88.S4	M88x2	60	70	88	15	45	98	3
DVCG.M100.S4	M100x2	70	80	100	15	45	110	3

REFERENCES METRIC STAINLESS STEEL AISI 316 CABLE GLANDS								
METRIC STAINLESS STEEL AISI 316 CABLE GLANDS IP68	SIZE	CABLE RANGE		THREAD DIAMETER AG (mm)	LENGTH OF THE THREAD GL (mm)	LENGTH OF THE ASSEMBLY GL + H (mm)	(mm)	MINIMUM
		≥	≤					
DVCG.M12.S6	M12x1,5	3	6,5	12	7	19	14	50
DVCG.M16.S6	M16x1,5	4	8	16	8	20	18	50
DVCG.M20.S6	M20x1,5	8	12	20	8	22	22	50
DVCG.M25.S6	M25x1,5	12	16	25	9	27	27	50
DVCG.M32.S6	M32x1,5	15	22	32	10	29	35	15
DVCG.M40.S6	M40x1,5	18	25	40	11	31	40/45	15
DVCG.M48.S6	M48x1,5	25	32	48	11	37	50/52	4
DVCG.M50.S6	M50x1,5	32	38	50	12	37	50/55	4
DVCG.M63.S6	M63x1,5	37	44	63	13	38	64/68	3
DVCG.M75.S6	M75x2	42	52	75	15	42	78	3
DVCG.M80.S6	M80x2	50	62	80	15	45	86/88	3
DVCG.M88.S6	M88x2	60	70	88	15	45	98	3
DVCG.M100.S6	M100x2	70	80	100	15	45	110	3

METRIC EMC STAINLESS STEEL AISI 304 CABLE GLANDS IP68

Modern technologies and modern products are becoming more and more efficient and complex. The demands on general safety and functiona reliability are constantly increasing. More electromagnetic interlinks are taking place as a result of the rising number of electronic appliances. As a result, the "EMC Law" was passed. Since 01.01.1996 there is an EU Directive of Electromagnetic Compatibility 2014/30/UE. In the EMC directive, the following objectives are agreed upon:

- A harmonised and acceptable level of protection
- Electronic devices must not disturb one another
- Devices must have their own adequate level of intrinsic immunity to electromagnetic disturbances.

The following requirements on an EMC cable and wiring entry points result from the EMC Law and diverse VDE (Association for Electrical, Electronic & Information Technologies) and ZVEI (Zentralverband Elektrotechnikund Elektronikindustrie E.V.) Directives:

1. The connection of the cable shield/housing must have low ohmic and inductive resistance.
2. Ring-shaped 360° contacting (low ohmic resistance)
3. Short shield (low inductive resistance)
4. Low resistance must be ensured for all environmental influences (dust, humidity, temperature)
5. Large contact surface between the cable shield and the screw connection in order to avoid corrosion and guarantee a good conductive connection. To test the shielding performance of an EMC screw connection, one must view the system screw connection, housing and cables. The obtained measuring result is largely influenced by the shielding effectiveness of the cable used for testing.





- Material: Stainless steel AISI 304
- Thread: Metric
- Sealing ring: NBR
- Stainless steel lock nut included
- ULtraviolet (UV) resistance
- Protection: IP68 - 5 bar
- Certificates: CE, ROHS, REACH
- Temperature resistance:
  - -40°C to +100°C

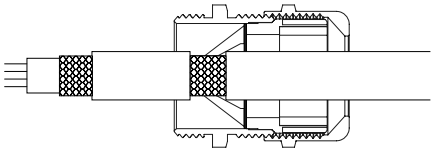

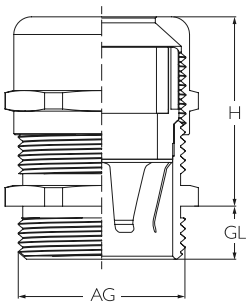

REFERENCES METRIC EMC STAINLESS STEEL AISI 304 CABLE GLANDS								
METRIC EMC STAINLESS STEEL AISI 304 CABLE GLANDS	SIZE	CABLE RANGE		THREAD DIAMETER AG (mm)	LENGTH OF THE THREAD GL (mm)	LENGTH OF THE ASSEMBLY GL + H (mm)	(mm)	MINIMUM
		≥	≤					
DVCG.M12.S4.EMC	M12x1,5	3	6.5	12	7	19	14	100
DVCG.M16.S4.EMC	M16x1,5	4	8	16	8	20	18	50
DVCG.M20.S4.EMC	M20x1,5	6	12	20	8	22	22	50
DVCG.M25S.S4.EMC	M25x1,5	10	14	25	9	25	24/27	50
DVCG.M25.S4.EMC	M25x1,5	13	18	25	9	27	27/30	50
DVCG.M32.S4.EMC	M32x1,5	15	22	32	10	29	35	15
DVCG.M40.S4.EMC	M40x1,5	18	25	40	11	31	40/45	15
DVCG.M48.S4.EMC	M48x1,5	25	33	48	11	37	50/52	4
DVCG.M50.S4.EMC	M50x1,5	32	38	50	12	37	50/55	4
DVCG.M63.S4.EMC	M63x1,5	37	44	63	13	38	64/68	3

METRIC EMC STAINLESS STEEL AISI 316 CABLE GLANDS IP68



- Material: Stainless steel AISI 316
- Thread: Metric
- Sealing ring: NBR
- Stainless steel lock nut included
- ULtraviolet (UV) resistance
- Protection: IP68 - 5 bar
- Certificates: CE, ROHS, REACH
- Temperature resistance:
  - -40°C to +100°C

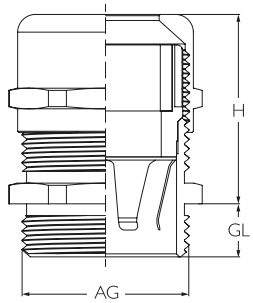



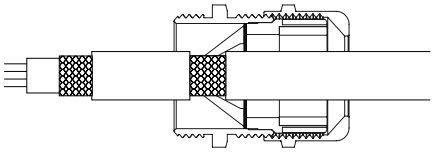

REFERENCES METRIC EMC STAINLESS STEEL AISI 316 CABLE GLANDS								
METRIC EMC STAINLESS STEEL AISI 316 CABLE GLANDS	SIZE	CABLE RANGE		THREAD DIAMETER AG (mm)	LENGTH OF THE THREAD GL (mm)	LENGTH OF THE ASSEMBLY GL + H (mm)	(mm)	MINIMUM
		≥	≤					
DVCG.M12.S6.EMC	M12x1,5	3	6.5	12	7	19	14	100
DVCG.M16.S6.EMC	M16x1,5	4	8	16	8	20	18	50
DVCG.M20.S6.EMC	M20x1,5	6	12	20	8	22	22	50
DVCG.M25S.S6.EMC	M25x1,5	12	16	25	9	27	27/30	50
DVCG.M25.S6.EMC	M32x1,5	15	22	32	10	29	35	50
DVCG.M32.S6.EMC	M40x1,5	18	25	40	11	31	40/45	15
DVCG.M40.S6.EMC	M48x1,5	25	33	48	11	37	50/52	15
DVCG.M48.S6.EMC	M50x1,5	32	38	50	12	37	55/57	4
DVCG.M50.S6.EMC	M63x1,5	37	44	63	13	38	64/68	4
DVCG.M63.S6.EMC	M63x1,5	37	44	63	13	38	64/68	3



NICKEL-PLATED BRASS CABLE GLANDS

Nickel-plated cable glands are made of electrically conductive metal.

They are resistant to corrosion and react in aggressive media.

METRIC NICKEL-PLATED BRASS CABLE GLANDS IP68





- Material: Nickel-plated brass
- Thread: Metric
- Sealing ring: NBR
- Nickel-plated brass lock nut included
- ULtraviolet (UV) resistance
- Protection: IP68
- Temperature resistance:
  - -40°C to +100°C
  - -40°C to +120°C short time
- Supports: Water, dust, salt, acids, alcohol and oils

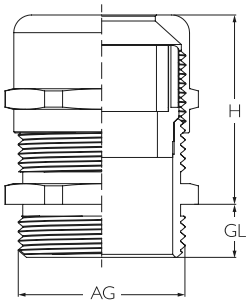

REFERENCES METRIC NICKEL-PLATED BRASS CABLE GLANDS

METRIC NICKEL-PLATED BRASS CABLE GLANDS	SIZE	CABLE RANGE		THREAD DIAMETER AG (mm)	LENGTH OF THE THREAD GL (mm)	LENGTH OF THE ASSEMBLY GL + H (mm)	(mm)	MINIMUM
		≥	≤					
DVCG.M12.ON	M12x1,5	3	6,5	12	7	19	14	150
DVCG.M16.ON	M16x1,5	4	8	16	8	20	18	150
DVCG.M20.ON	M20x1,5	6	12	20	8	22	22	150
DVCG.M25.ON	M25x1,5	12	16	25	9	27	27	150
DVCG.M32.ON	M32x1,5	15	22	32	10	29	35	75
DVCG.M40.ON	M40x1,5	18	25	40	11	31	40/45	50
DVCG.M48.ON	M48x1,5	25	32	48	11	37	50/52	50
DVCG.M50.ON	M50x1,5	32	38	50	12	37	50/55	50
DVCG.M63.ON	M63x1,5	37	44	63	13	38	64/68	50
DVCG.M75.ON	M75x2	42	52	75	15	42	78	15
DVCG.M80.ON	M80x2	50	62	80	15	45	86/88	15
DVCG.M88.ON	M88x2	60	70	88	15	45	98	15
DVCG.M100.ON	M100x2	70	80	100	15	45	110	15



METRIC EMC NICKEL-PLATED BRASS CABLE GLANDS IP68

Modern technologies and modern products are becoming more and more efficient and complex. The demands on general safety and functiona reliability are constantly increasing. More electromagnetic interlinks are taking place as a result of the rising number of electronic appliances. As a result, the "EMC Law" was passed. Since 01.01.1996 there is an EU Directive of Electromagnetic Compatibility 2014/30/UE. In the EMC Directive, the following objectives are agreed upon:

- A harmonised and acceptable level of protection
- Electronic devices must not disturb one another
- Devices must have their own adequate level of intrinsic immunity to electromagnetic disturbances.

The following requirements on an EMC cable and wiring entry points result from the EMC Law and diverse VDE (Association for Electrical, Electronic & Information Technologies) and ZVEI (Zentralverband Elektrotechnikund Elektronikindustrie e.V.) Directives:

1. The connection of the cable shield/housing must have low ohmic and inductive resistance.
2. Ring-shaped 360° contacting (low ohmic resistance)
3. Short shield (low inductive resistance)
4. Low resistance must be ensured for all environmental influences (dust, humidity, temperature)
5. Large contact surface between the cable shield and the screw connection in order to avoid corrosion and guarantee a good conductive connection. To test the shielding performance of an EMC screw connection, one must view the system screw connection, housing and cables. The obtained measuring result is largely influenced by the shielding effectiveness of the cable used for testing





- Material: Nickel-plated brass
- Thread: Metric
- Sealing ring: NBR
- Nickel-plated brass lock nut included
- ULtraviolet (UV) resistance
- Protection: IP68 - 5 bar
- Certificates: CE, ROHS, REACH
- Temperature resistance:
  - o -40°C to +100°C

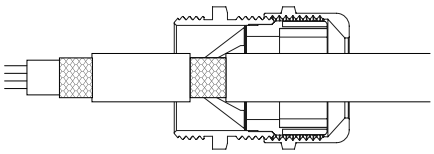

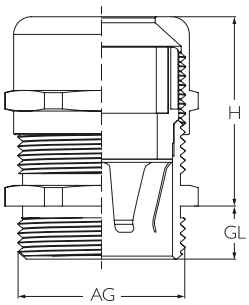

REFERENCES METRIC EMC NICKEL-PLATED BRASS CABLE GLANDS								
METRIC EMC NICKEL-PLATED BRASS CABLE GLANDS	SIZE	CABLE RANGE		THREAD DIAMETER AG (mm)	LENGTH OF THE THREAD GL (mm)	LENGTH OF THE ASSEMBLY GL + H (mm)	(mm)	MINIMUM
		≥	≤					
DVCG.M12.ON.EMC	M12x1,5	3	6.5	12	7	19	14	150
DVCG.M16.ON.EMC	M16x1,5	4	8	16	8	20	18	50
DVCG.M20.ON.EMC	M20x1,5	6	12	20	8	22	22	50
DVCG.M25S.S6.EMC	M25x1,5	10	14	25	9	25	24/27	50
DVCG.M25.ON.EMC	M25x1,5	13	18	25	9	27	27/30	50
DVCG.M32.ON.EMC	M32x1,5	15	22	32	10	29	35	15
DVCG.M40.ON.EMC	M40x1,5	18	25	40	11	31	40/45	15
DVCG.M48.ON.EMC	M48x1,5	25	33	48	11	37	50/52	4
DVCG.M50.ON.EMC	M50x1,5	32	38	50	12	37	50/55	4
DVCG.M63.ON.EMC	M63x1,5	37	44	63	13	38	64/68	3

POLYAMIDE CABLE GLANDS

Polyamide cable glands are manufactured with a semi-crystalline thermoplastic that has good mechanical strength and high impact strength. These cable glands have good sliding behavior and good wear resistance; they are resistant to aging under high temperatures and for extended periods of time. They also offer high strength and rigidity, even at low temperatures. They resist intrinsic ignition and have excellent dielectric properties and chemical resistance. High resistance to chemical materials like gasoline and fat at the best price.

METRIC AND PG POLYAMIDE CABLE GLANDS IP68





- Material: Polyamide PA66
- Thread:
  - Metric
  - PG
- Sealing ring: NBR
- Polyamide lock nut included
- Color: black RAL 9005
- ULtraviolet (UV) resistance
- Protection: IP68
- Temperature resistance:
  - -40°C to +100°C
  - -40°C to +120°C short time

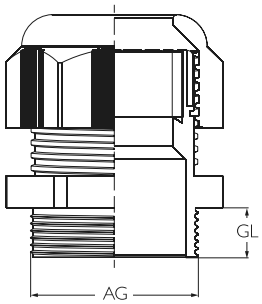

REFERENCES METRIC POLYAMIDE CABLE GLANDS							
METRIC POLYAMIDE CABLE GLANDS	SIZE	CABLE RANGE		THREAD DIAMETER AG (mm)	LENGTH OF THE THREAD GL (mm)	(mm)	MINIMUM
		≥	≤				
DVCG.M12.NY	M12x1,5	3	6,5	12	8	16	1000
DVCG.M16.NY	M16x1,5	4	8	16	8	19	1000
DVCG.M20.NY	M20x1,5	6	12	20	10	24	1000
DVCG.M25.NY	M25x1,5	12	16	25	10	33	1000
DVCG.M32.NY	M32x1,5	16	21	32	11	35	500
DVCG.M40.NY	M40x1,5	22	32	40	14	52	100
DVCG.M50.NY	M50x1,5	32	38	50	14	60	100
DVCG.M63.NY	M63x1,5	37	44	63	15	64	100

REFERENCES PG POLYAMIDE CABLE GLANDS *							
PG POLYAMIDE CABLE GLANDS *	SIZE	CABLE RANGE		THREAD DIAMETER AG (mm)	LENGTH OF THE THREAD GL (mm)	(mm)	MINIMUM
		≥	≤				
DVCG.PG7.NY*	PG7	3	6,5	12,5	8	16	1000
DVCG.PG9.NY*	PG9	4	8	15,2	8	19	1000
DVCG.PG11.NY*	PG11	5	10	18,6	8	22	1000
DVCG.PG13.5.NY*	PG13,5	6	12	20,4	10	24	1000
DVCG.PG16.NY*	PG16	10	14	22,5	10	27	1000
DVCG.PG21.NY*	PG21	13	18	28,3	10	33	500
DVCG.PG29.NY*	PG29	18	25	37	12	42	500
DVCG.PG36.NY*	PG36	22	32	47	14	52	100
DVT.PG42.NY*	PG42	32	38	54	14	60	100
DVT.PG48.NY*	PG48	37	44	59,3	15	64	100
DVT.PG63.NY*	PG63	42	50	71	28	77	100

* PG cable glands available upon request

STAINLESS STEEL, NICKEL-PLATED BRASS AND POLYAMIDE PLUGS



Examples

Place Plugs to Be Able to Enlarge Your Box in the Future

The plugs are suitable for blocking the passage between two compartments and provide pressure balance between the inside and the outside. They enable to expand the box in the future: junction boxes, electrical boxes or devices that require tightness against the dust, dirt or water.

We have stainless steel plugs, nickel-plated brass and polyamide.

FOR MORE INFORMATION CLICK HERE



METRIC AND PG STAINLESS STEEL AISI 304 PLUG IP68



- Material: Stainless steel AISI 304
- Thread:
  - Metric
  - PG
- Sealing ring: NBR
- Stainless steel lock nut included
- ULtraviolet (UV) resistance
- Protection: IP68
- Temperature resistance: -40°C +105°C
- Supports:
  - Water
  - Dust
  - Salt
  - Acids
  - Alcohol
  - Oils

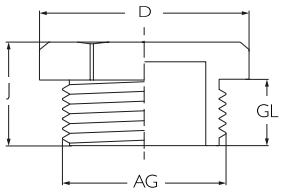

REFERENCES METRIC STAINLESS STEEL AISI 304 PLUG						
METRIC STAINLESS STEEL AISI 304 PLUG	SIZE	THREAD DIAMETER AG (mm)	LENGTH OF THE THREAD GL (mm)	J (mm)	D (mm)	MINIMUM
DVT.M12.S4	M12	12	5	8	14	50
DVT.M16.S4	M16	16	6	9	17	50
DVT.M20.S4	M20	20	6,5	9,5	22	50
DVT.M25.S4	M25	25	6,5	10	27	50
DVT.M32.S4	M32	32	7	11	35	15
DVT.M40.S4	M40	40	8	13	43	15
DVT.M50.S4	M50	50	9	15	55	4
DVT.M63.S4	M63	63	10	16	66	4

REFERENCES PG STAINLESS STEEL AISI 304 PLUG *						
PG STAINLESS STEEL AISI 304 PLUG *	SIZE	THREAD DIAMETER AG (mm)	LENGTH OF THE THREAD GL (mm)	J (mm)	D (mm)	MINIMUM
DVT.PG7.S4*	PG7	7	5	8	14	50
DVT.PG9.S4*	PG9	9	6	9	17	50
DVT.PG11.S4*	PG11	11	6	9	20	50
DVT.PG13.5.S4*	PG13,5	13,5	6,5	9,5	22	50
DVT.PG16.S4*	PG16	16	6,5	9,5	24	50
DVT.PG21.S4*	PG21	21	7	11	30	50
DVT.PG29.S4*	PG29	29	8	12	39	15
DVT.PG36.S4*	PG36	36	9	15	50	15
DVT.PG42.S4*	PG42	42	10	16	57	4
DVT.PG48.S4*	PG48	48	10	16	64	4

* PG plugs available upon request

METRIC AND PG STAINLESS STEEL AISI 316 PLUG IP68





- Material: Stainless steel AISI 316
- Thread:
  - Metric
  - PG
- Sealing ring: NBR
- Stainless steel lock nut included
- ULtraviolet (UV) resistance
- Protection: IP68
- Temperature resistance: -40°C +105°C
- Supports:
  - Water
  - Dust
  - Salt
  - Acids
  - Alcohol
  - Oils

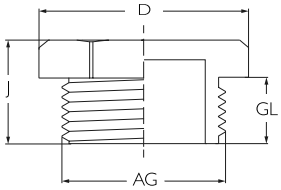

REFERENCES METRIC STAINLESS STEEL AISI 316 PLUG						
METRIC STAINLESS STEEL AISI 316 PLUG	SIZE	THREAD DIAMETER AG (mm)	LENGTH OF THE THREAD GL (mm)	J (mm)	D (mm)	MINIMUM
DVT.M12.S6	M12	12	5	8	14	50
DVT.M16.S6	M16	16	6	9	17	50
DVT.M20.S6	M20	20	6,5	9,5	22	50
DVT.M25.S6	M25	25	6,5	10	27	50
DVT.M32.S6	M32	32	7	11	35	15
DVT.M40.S6	M40	40	8	13	43	15
DVT.M50.S6	M50	50	9	15	55	4
DVT.M63.S6	M63	63	10	16	66	4

REFERENCES PG STAINLESS STEEL AISI 316 PLUG *						
PG STAINLESS STEEL AISI 316 PLUG *	SIZE	THREAD DIAMETER AG (mm)	LENGTH OF THE THREAD GL (mm)	J (mm)	D (mm)	MINIMUM
DVT.PG7.S6*	PG7	7	5	8	14	50
DVT.PG9.S6*	PG9	9	6	9	17	50
DVT.PG11.S6*	PG11	11	6	9	20	50
DVT.PG13.5.S6*	PG13,5	13,5	6,5	9,5	22	50
DVT.PG16.S6*	PG16	16	6,5	9,5	24	50
DVT.PG21.S6*	PG21	21	7	11	30	50
DVT.PG29.S6*	PG29	29	8	12	39	15
DVT.PG36.S6*	PG36	36	9	15	50	15
DVT.PG42.S6*	PG42	42	10	16	57	4
DVT.PG48.S6*	PG48	48	10	16	64	4

* PG plugs available upon request

METRIC AND PG NICKEL-PLATED BRASS PLUG IP68





- Material: Nickel-plated brass
- Thread:
  - Metric
  - PG
- Sealing ring: NBR
- Nickel-plated brass lock nut included
- ULtraviolet (UV) resistance
- Protection: IP68
- Temperature resistance: -40°C +105°C
- Supports:
  - Water
  - Dust
  - Salt
  - Acids
  - Alcohol
  - Oils

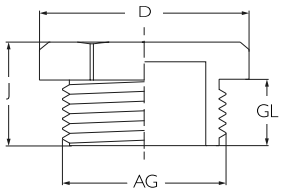

REFERENCES METRIC NICKEL-PLATED BRASS PLUG						
METRIC NICKEL-PLATED BRASS PLUG	SIZE	THREAD DIAMETER AG (mm)	LENGTH OF THE THREAD GL (mm)	J (mm)	D (mm)	MINIMUM
DVT.M12.ON	M12	12	5	8	14	150
DVT.M16.ON	M16	16	6	9	17	150
DVT.M20.ON	M20	20	6,5	9,5	22	150
DVT.M25.ON	M25	25	6,5	10	27	150
DVT.M32.ON	M32	32	7	11	35	75
DVT.M40.ON	M40	40	8	13	43	75
DVT.M50.ON	M50	50	9	15	55	50
DVT.M63.ON	M63	63	10	16	66	15

REFERENCES PG Nickel-plated brass PLUG *						
PG NICKEL-PLATED BRASS PLUG *	SIZE	THREAD DIAMETER AG (mm)	LENGTH OF THE THREAD GL (mm)	J (mm)	D (mm)	MINIMUM
DVT.PG7.ON*	PG7	7	5	8	14	150
DVT.PG9.ON*	PG9	9	6	9	17	150
DVT.PG11.ON*	PG11	11	6	9	20	150
DVT.PG13.5.ON*	PG13,5	13,5	6,5	9,5	22	150
DVT.PG16.ON*	PG16	16	6,5	9,5	24	150
DVT.PG21.ON*	PG21	21	7	11	30	150
DVT.PG29.ON*	PG29	29	8	12	39	75
DVT.PG36.ON*	PG36	36	9	15	50	75
DVT.PG42.ON*	PG42	42	10	16	57	50
DVT.PG48.ON*	PG48	48	10	16	64	50

* PG plugs available upon request

METRIC AND PG POLYAMIDE PLUG IP68





- Material: Polyamide PA66
- Thread:
  - Metric
  - PG
- Sealing ring: NBR
- Polyamide lock nut included
- Color: Black RAL 9005
- ULtraviolet (UV) resistance
- Protection: IP68
- Temperature resistance:
  - -40°C to +100°C
  - -40°C to +120°C short time

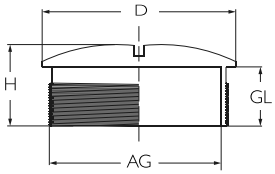

REFERENCES METRIC POLYAMIDE PLUG						
METRIC POLYAMIDE PLUG	SIZE	THREAD DIAMETER AG (mm)	LENGTH OF THE THREAD GL (mm)	H (mm)	D (mm)	MINIMUM
DVT.M12.NY	M12	12	8,5	12,5	15	2000
DVT.M16.NY	M16	16	8,5	13	19	2000
DVT.M20.NY	M20	20	9	13	25	2000
DVT.M25.NY	M25	25	10,5	15,5	30	2000
DVT.M32.NY	M32	32	10,5	16	38	2000
DVT.M40.NY	M40	40	11,5	16	46	1000
DVT.M50.NY	M50	50	13,5	18	56	1000
DVT.M63.NY	M63	63	14	19	68	750

REFERENCES PG POLYAMIDE PLUG *						
PG POLYAMIDE PLUG *	SIZE	THREAD DIAMETER AG (mm)	LENGTH OF THE THREAD GL (mm)	H (mm)	D (mm)	MINIMUM
DVT.PG7.NY*	PG7	12,5	8,5	12,5	15	2000
DVT.PG9.NY*	PG9	15,2	8,5	13	19	2000
DVT.PG11.NY*	PG11	18,6	9,	13	22	2000
DVT.PG13.5.NY*	PG13,5	20,4	9,	13	25	2000
DVT.PG16.NY*	PG16	22,5	10,5	15	27	2000
DVT.PG21.NY*	PG21	28,3	10,5	15,	33	2000
DVT.PG29.NY*	PG29	37	11,5	16	44	1000
DVT.PG36.NY*	PG36	47	13,5	18	55	1000
DVT.PG42.NY*	PG42	54	13,5	18,5	62	750
DVT.PG48.NY*	PG48	59,3	14,5	19,5	68	750

* PG plugs available upon request

VENTILATION PLUGS IP68

Ventilation plugs; (polyamide, Nickel-plated brass and stainless steel) reduce the adverse effects of humidity in the environment circulation by preventing pressure increase inside the enclosure and limiting temperature increase through air.

- Material:
  - Polyamide PA6
  - Nickel-plated brass
  - Stainless steel AISI 303L
- Sealing ring: NBR
- Membrane: Hydrophobic-Oleophobic
- Lock nut included
- ULtraviolet (UV) resistance
- Protection: IP68
- Temperature resistance: -40°C +105°C
- Application area:
  - Automation technology
  - Wind-solar energy
  - Industrial
  - Equipment
- Benefits:
  - Pressure compensating seal prevents build up of pressure inside of electronic enclosure due to enviromental temperature cycling.
  - It extends the life time on complete system with it's basic feature.
  - Prevents the enclosures against corrosion.

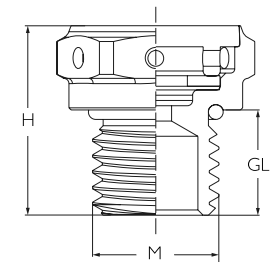

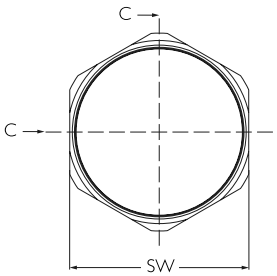

REFERENCES VENTILATION PLUG										
REFERENCES	MATERIAL	SIZE	H (mm)	GL (mm)	(mm)	THREAD DIAMETER (mm)	HOLE DIAMETER (mm)	AVERAGE AIR FLOW (l/h)	WATER INTRUSION (mbar)	MINIMUM
MVVAC02	Polyamide PA6	M12x1,5	15	6	18	12	12,3	150	0,2	100
MVVAC02L	Polyamide PA6	M12x1,5	19	10	18	12	12,3	150	0,2	100
MVVAC03	Nickel-plated brass	M12x1,5	14	6	17	12	12,3	150	0,5	50
MVVAC03L	Nickel-plated brass	M12x1,5	18	10	17	12	12,3	150	0,5	50
MVVAC01	Stainless steel AISI303L	M12x1,5	14	6	17	12	12,3	150	0,8	30
MVVAC01L	Stainless steel AISI303L	M12x1,5	18	10	17	12	12,3	150	0,8	30



EX CABLE GLANDS
FOR HAZARDOUS AREAS



Zones 1, 2, 21 and 22

CABLE GLANDS EX D/E ATEX



Examples

The Most Powerful Security

Cable glands, stopper plugs, adapters, reducers,... Atex made by Atex Delvalle are used for passing, blocking and holding cables between two compartments, such as Atex junction boxes, Atex cabinets and electrical boxes or devices requiring sealing against dust, dirt or water in **hazardous area**s, places considered as potentially explosive, such all **zones: 1, 2, 21 and 22.**

FOR MORE INFORMATION CLICK HERE



CABLE GLANDS EX D/E ATEX

CABLE GLANDS NICKEL-PLATED BRASS AND STAINLESS STEEL

CABLE GLANDS UNARMOURED EX D / EX E IP66 - IP68



- Material:
  - Nickel-plated brass
  - Stainless steel AISI303
  - Stainless steel AISI304L
  - Stainless steel AISI316L
- O-ring: NBR or silicone (optional)
- ULtraviolet (UV) resistance
- Normative and marking:
  - IEP 21 ATEX 0967X
  - II 2G Exd/e IIC Gb II 1D Ex ta IIIC Da I M2 Exd/e I Mb
  - EN 60079-0:2009, 60079-1:2007, 60079-31:2009
- Protection class: IP66 / IP68 (EN 60529)
- Application area:
  - Zones 1, 2, 21 and 22
  - Group Gas IIA, IIB and IIC

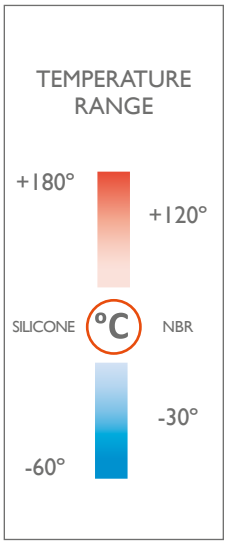

Reference configuration. Examples: MCNAE.M16.SI.S6 or MCNAD.N1-1/4.NB.S4

1 Type	+	2 Size	+	3 O-ring	+	4 Material
MCNAD **MCNAE**		**M**: Entry thread **N**: Conic thread		**NB**: NBR **SI**: Silicone (optional)		**ON**: Nickel-plated brass **S3**: Stainless steel AISI303L **S4**: Stainless steel AISI304L **S6**: Stainless steel AISI 316L
MCNAE		M16		SI		S6

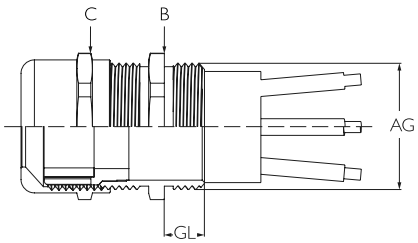

REFERENCES CABLE GLANDS UNARMOURED EX D / EX E

CABLE GLANDS UNARMOURED EX D / EX E	SIZE	ENTRY THREAD ISO 262 (AG)	CONIC THREAD NPT (AG)	CLAMPING RANGE (mm)		GL (mm)	(mm)		MINIMUM
				MIN.	MAX.		B	C	
MCNAD	M12 - N1/4	M12x1,5	1/4"	3	6,5	15	14	14	150* / 75**
MCNAD	M16 - N3/8	M16x1,5	3/8"	4	8	15	18	17	150* / 75**
MCNAD	M20 - N1/2	M20x1,5	1/2"	6	12	15	22	22	150* / 75**
MCNAD	M25S - N3/4S	M25Sx1,5	3/4"	10	14	15	27	24	150* / 75**
MCNAD	M25 - N3/4	M25x1,5	3/4"	13	18	15	30	30	150* / 75**
MCNAD	M32 - N1	M32x1,5	1"	13	18	15	34	30	75* / 30**
MCNAD	M40 - N1-1/4	M40x1,5	1 1/4"	18	25	15	43	40	75* / 30**
MCNAD	M50 - N1-1/2	M50x1,5	1 1/2"	22	32	15	55	50	75* / 30**
MCNAD	M63S - N2S	M63Sx1,5	2"	33	44	15	68	64	75* / 30**
MCNAD	M63 - N2	M63x1,5	2"	45	55	15	70	75	75* / 30**
MCNAD	M75S - N2-1/2S	M75Sx1,5	2 1/2"	45	55	15	85	75	30* / 15**
MCNAD	M75 - N2-1/2	M75x1,5	2 1/2"	50	63	20	90	90	30* / 15**
MCNAD	M80 - N3S	M80x2	3"	50	63	20	90	90	30* / 15**
MCNAD	M90 - N3	M90x2	3"	60	70	20	100	100	30* / 15**
MCNAE	M12 - N1/4	M12x1,5	1/4"	3	6,5	6	14	14	150* / 75**
MCNAE	M16 - N3/8	M16x1,5	3/8"	4	8	7	18	17	150* / 75**
MCNAE	M20 - N1/2	M20x1,5	1/2"	6	12	8	22	22	150* / 75**
MCNAE	M25S - N3/4S	M25Sx1,5	3/4"	10	14	8	27	24	150* / 75**
MCNAE	M25 - N3/4	M25x1,5	3/4"	13	18	8	30	30	150* / 75**
MCNAE	M32 - N1	M32x1,5	1"	13	18	9	34	30	75* / 30**
MCNAE	M40 - N1-1/4	M40x1,5	1 1/4"	18	25	9	43	40	75* / 30**
MCNAE	M50 - N1-1/2	M50x1,5	1 1/2"	22	32	9	55	50	75* / 30**
MCNAE	M63S - N2S	M63Sx1,5	2"	33	44	14	68	64	75* / 30**
MCNAE	M63 - N2	M63x1,5	2"	45	55	15	70	75	75* / 30**
MCNAE	M75S - N2-1/2S	M75Sx1,5	2 1/2"	45	55	15	85	75	30* / 15**
MCNAE	M75 - N2-1/2	M75x1,5	2 1/2"	50	63	20	90	90	30* / 15**
MCNAE	M80 - N3S	M80x2	3"	50	63	20	90	90	30* / 15**
MCNAE	M90 - N3	M90x2	3"	60	70	20	100	100	30* / 15**

* Nickel-plated brass

** Stainless steel AISI303L - Stainless steel AISI304L - Stainless steel AISI316L

CABLE GLANDS EX D/E ATEX

DOUBLE COMPRESSION CABLE GLANDS ARMOURED EX D/E IP66 - IP68



- Material:
  - Nickel-plated brass
  - Stainless steel AISI303
  - Stainless steel AISI304L
  - Stainless steel AISI316L
- O-ring: NBR or silicone (optional)
- ULtraviolet (UV) resistance
- Normative and marking:
  - IE P 21 ATEX 0966X
  - II 2G Exd/e IIC Gb II 1D Ex ta IIIC Da I M2 Exd/e I Mb
  - EN 60079-0:2009, 60079-1:2007, 60079-31:2009
- Protection class: IP66 / IP68 (EN 60529)
- Application area:
  - Zones 1, 2, 21 and 22
  - Group Gas IIA, IIB and IIC

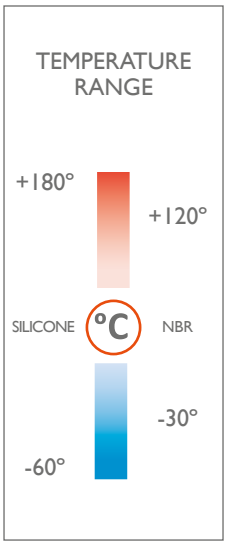

Reference configuration. Examples: MVCGA2.M16.SI.S6 or MVCGA2.N1/2.NB.S3

1 Type	+	2 Size	+	3 O-ring	+	4 Material
MVCGA2		**M**: Entry thread **N**: Conic thread		**NB**: NBR **SI**: Silicone (optional)		**ON**: Nickel-plated brass **S3**: Stainless steel AISI303L **S4**: Stainless steel AISI304L **S6**: Stainless steel AISI 316L
MVCGA2		M16		SI		S6

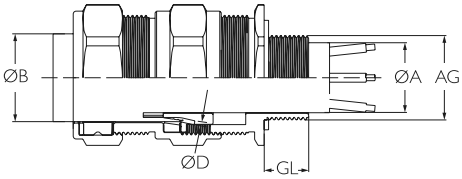

REFERENCES DOUBLE COMPRESSION CABLE GLANDS ARMOURED EX D/E

DOUBLE COMPRESSION CABLE GLANDS ARMOURED EX D/E	SIZE	ENTRY THREAD ISO 262 (AG)	CONIC THREADS NPT (AG)	A		B		Ø D		GL (mm)	(mm)	MINIMUM
				MIN.	MAX.	MIN.	MAX.	MIN.	MAX.			
MVCGA2	M16 - N1/2SS	M16x1,5	1/2"	3,1	8,6	6,1	13,2	0,8	1,0	15	24	150* / 75**
MVCGA2	M20S - N1/2S	M20Sx1,5	1/2"	6,1	11,6	9,5	15,9	0,8	1,25	15	24	150* / 75**
MVCGA2	M20 - N1/2	M20x1,5	1/2"	6,5	13,9	12,5	20,9	0,8	1,25	15	30	150* / 75**
MVCGA2	M25S - N3/4S	M25Sx1,5	3/4"	11,1	19,9	14	22	1,25	1,60	15	38	150* / 75**
MVCGA2	M25 - N3/4	M25x1,5	3/4"	11,1	19,9	18,2	26,2	1,25	1,60	15	38	150* / 75**
MVCGA2	M32 - N1	M32x1,5	1"	18,2	26,2	23,7	33,9	1,6	2,0	15	45	150* / 75**
MVCGA2	M40 - N11/4	M40x1,5	1 1/4"	23,7	33,9	27,9	40,4	1,6	2,0	15	55	75* / 30**
MVCGA2	M50S - N11/2	M50Sx1,5	1 1/2"	29,5	38,1	35,2	46,7	2,0	2,5	15	60	75* / 30**
MVCGA2	M50 - N2S	M50x1,5	2"	35,6	44,0	40,4	53,1	2,0	2,5	15	70	75* / 30**
MVCGA2	M63S - N2	M63Sx1,5	2"	40,1	49,9	45,6	59,4	2,0	2,5	15	75	75* / 30**
MVCGA2	M63 - N21/2S	M63x1,5	2 1/2"	47,2	55,9	54,6	65,9	2,0	2,5	15	80	75* / 30**
MVCGA2	M75S - N21/2	M75Sx1,5	2 1/2"	52,8	61,9	59	72,1	2,0	2,5	15	90	30* / 15**
MVCGA2	M75 - N3S	M75x1,5	3"	59,1	67,9	66,7	78,5	2,5	3,0	15	100	30* / 15**
MVCGA2	M90 - N3	M90x2,0	3"	66,6	79,9	76,2	90,4	3,0	3,5	15	115	30* / 15**
MVCGA2	M100	M100x2,0	-	76	90	86,1	101,5	3,15	4,0	15	123	30* / 15**
MVCGA2	M115	M115x2,0	-	86	97,9	101,5	110,3	3,15	4,0	15	133	30* / 15**
MVCGA2	M130	M130x2,0	-	97	114,9	114,2	123,3	3,15	4,0	15	146	30* / 15**

* Nickel-plated brass

** Stainless steel AISI303L - Stainless steel AISI304L - Stainless steel AISI316L

CABLE GLANDS EX D/E ATEX

CABLE GLANDS POLYAMIDE

CABLE GLANDS POLYAMIDE EX E IP68



- Material: Polyamide (Nylon) - UL 94 V-2
- O-ring Silicone
- Features: V2 (UL94), halogen free, not containing any cadmium phosphorus, UV-resistance and anti-aging test
- Marking:
  - Ex e IIC Gb
  - Ex tD A21 IP68
- Protection class: IP68
- Application area:
  - Zones 1, 2, 21 and 22
  - Group Gas IIA, IIB and IIC

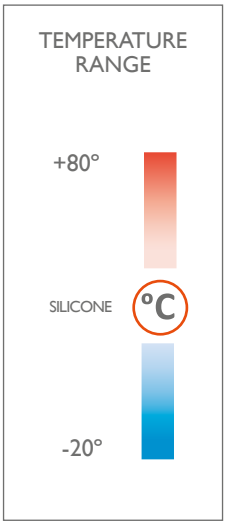

Reference configuration. Examples: MVCG.M16.EXE.NY or MVCG.M40.EXE.NY

1	+	2	+	3	+	4
Type **MVCG**		Size		Atex **EXE**		Material **NY**
MVCG		M16		EXE		NY

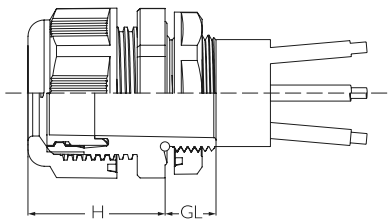

REFERENCES POLYAMIDE CABLE GLANDS EX/E								
POLYAMIDE CABLE GLANDS EX/E	SIZE	ENTRY THREAD ISO 262	CLAMPING RANGE		H (mm)	GL (mm)	(mm)	MINIMUM
			≥	≤				
MVCG	M12	M12x1,5	3	6,5	21	8	15	200
MVCG	M16	M16x1,5	5	10	25	8	22	200
MVCG	M20	M20x1,5	10	14	28	9	27	200
MVCG	M25	M25x1,5	13	18	31	11	33	200
MVCG	M32	M32x1,5	18	25	37	11	42	100
MVCG	M40	M40x1,5	22	32	48	13	53	100
MVCG	M50	M50x1,5	32	38	49	13	60	40
MVCG	M63	M63x1,5	37	44	49	14	65 / 68	40



CABLE GLANDS EX D/E ATEX

CABLE GLANDS ATEX INCREASED SECURITY POLYAMIDE EX I IP68



- Material: Polyamide (Nylon) - UL 94 V-2
- O-ring Silicone
- Features: V2 (UL94), halogen free, not containing any cadmium phosphorus, UV-resistance and anti-aging test
- Marking:
  - Ex e IIC Gb
  - Ex tD A21 IP68
- Protection class: IP68
- Application area:
  - Zones 1, 2, 21 and 22
  - Group Gas IIA, IIB and IIC

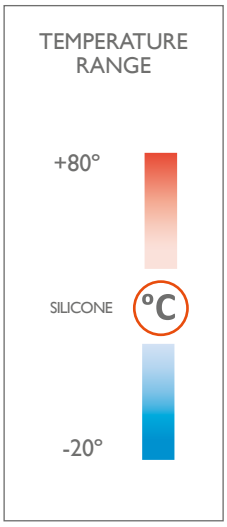

Reference configuration. Examples: MVCG.M16.EX.AZ.NY or MVCG.M40.EX.AZ.NY

1	+	2	+	3	+	4
Type **MVCG**		Size		Atex **EX.AZ**		Material **NY**
MVCG		M16		EX.AZ		NY

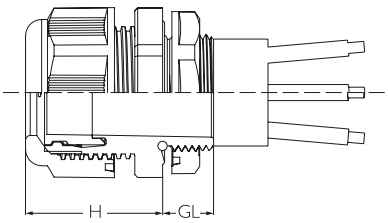

REFERENCES POLYAMIDE CABLE GLANDS EX/I								
POLYAMIDE CABLE GLANDS EX/I	SIZE	ENTRY THREAD ISO 262	CLAMPING RANGE		H (mm)	GL (mm)	(mm)	MINIMUM
			≥	≤				
MVCG	M12	M12x1,5	3	6,5	21	8	15	200
MVCG	M16	M16x1,5	5	10	25	8	22	200
MVCG	M20	M20x1,5	10	14	28	9	27	200
MVCG	M25	M25x1,5	13	18	31	11	33	200
MVCG	M32	M32x1,5	18	25	37	11	42	100
MVCG	M40	M40x1,5	22	32	48	13	53	100
MVCG	M50	M50x1,5	32	38	49	13	60	40
MVCG	M63	M63x1,5	37	44	49	14	65 / 68	40



CABLE GLANDS EX D/E ATEX

PLUGS

STOPPER PLUG EX D/E IP66 - IP68



- Material:
  - Nickel-plated brass
  - Stainless steel AISI303
  - Stainless steel AISI304L
  - Stainless steel AISI316L
- O-ring: NBR
- ULtraviolet (UV) resistance
- Normative and marking:
  - II 2G Exd/e IIC Gb II 1D Ex ta IIIC Da I M2 Ex d/e I Mb
  - EN 60079-0 2009 /60079-1 2007/ 60079-31 2009
- Protection class: IP66 / IP68 (EN 60529)
- Application area:
  - Zones 1, 2, 21 and 22
  - Group Gas IIA, IIB and IIC

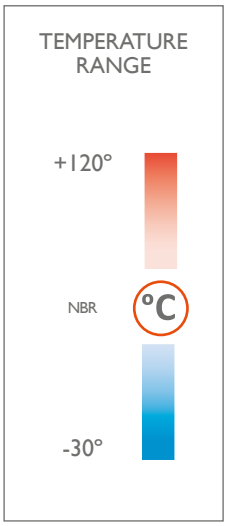

Reference configuration. Examples: MVTC.M16.S6.EX or MVTX.N21/2.ON

1	+	2	+	3	+	4
Type **MVTC**		Size **M**: Entry thread **N**: Conic thread		Material **ON**: Nickel-plated brass **S3**: Stainless steel AISI303L **S4**: Stainless steel AISI304L **S6**: Stainless steel AISI 316L		Atex **EX**
MVTC		M16		S6		EX

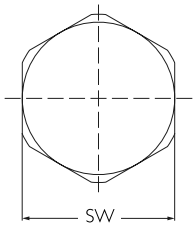

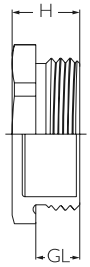

REFERENCES STOPPER PLUG						
STOPPER PLUG	CODE	SIZE	GL (MIN. mm)	H (mm)	SW (mm)	MINIMUM
MVTC	M12	M12x1,5	15	22	17	75* / 30**
MVTC	M16	M16x1,5	15	22	22	75* / 30**
MVTC	M20	M20x1,5	15	22	24	75* / 30**
MVTC	M25	M25x1,5	15	22	30	75* / 30**
MVTC	M32	M32x1,5	15	22	36	30* / 15**
MVTC	M40	M40x1,5	15	22	45	30* / 15**
MVTC	M50	M50x1,5	15	22	55	15* / 3**
MVTC	M63	M63x1,5	15	22	70	15* / 3**
MVTC	M75	M75x1,5	15	22	80	15* / 3**
MVTC	M90	M90x2	20	27	95	15* / 3**
MVTC	M100	M100x2	20	27	110	15* / 3**
MVTC	N1/4	NPT1/4"	15	22	15	75* / 30**
MVTC	N3/8	NPT3/8"	15	22	20	75* / 30**
MVTC	N1/2	NPT1/2"	15	22	24	75* / 30**
MVTC	N3/4	NPT3/4"	15	22	27	75* / 30**
MVTC	N1	NPT1"	15	22	35	30* / 15**
MVTC	N11/4	NPT1 1/4"	15	22	45	30* / 15**
MVTC	N11/2	NPT1 1/2"	15	22	50	15* / 3**
MVTC	N2	NPT2"	15	22	65	15* / 3**
MVTC	N21/2	NPT2 1/2"	20	27	75	15* / 3**
MVTC	N3	NPT3"	20	27	90	15* / 3**
MVTC	N4	NPT4"	20	27	115	15* / 3**

* Nickel-plated brass

** Stainless steel AISI303L - Stainless steel AISI304L - Stainless steel AISI316L

CABLE GLANDS EX D/E ATEX

PLUG POLYAMIDE EX E IP66



- Material: Polyamide (Nylon)
- O-ring: Silicone
- Features: water proof
- ULtraviolet (UV) resistance
- Normative and marking:
  - Ex ellGb Ex tD A20
  - IEC - EN 60079
- Protection class: IP66
- Application area:
  - Zones 1, 2, 21 and 22
  - Group Gas IIA, IIB and IIC

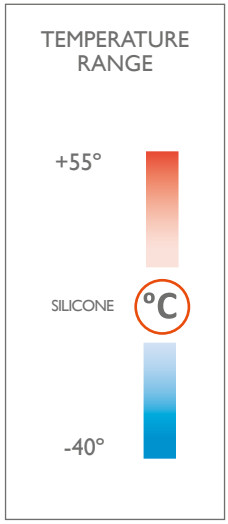

Reference configuration. Examples: DVT.EX.M16.NY or DVT.EX.M40.N

1	+	2	+	3	+	4
Type **DVT**		Atex **EX**		Size		Material **NY**
DVT		EX		M16		NY

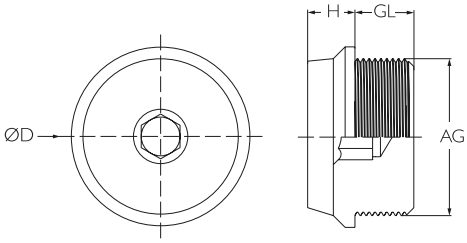

REFERENCES PLUG POLYAMIDE EX/E						
PLUG POLYAMIDE EX/E	SIZE	ENTRY THREAD ISO 262 (AG)	GL	H	ØD	MINIMUM
DVT	M16	M16x1,5	14	4	22	400
DVT	M20	M20x1,5	15	4	26,4	400
DVT	M25	M25x1,5	15	4	31,9	400
DVT	M32	M32x1,5	16	5,5	39,6	200
DVT	M40	M40x1,5	16	5,5	50,6	200
DVT	M50	M50x1,5	16	5,5	60,5	100
DVT	M 63	M63x1,5	19	7,5	74,8	100



CABLE GLANDS EX D/E ATEX

ADAPTERS

ADAPTER REDUCER EX D/E IP66 - IP68



- Material: Nickel-plated brass and stainless steel AISI316L
- Protection class: IP66 / IP68
- ULtraviolet (UV) resistance
- Application fields: Surface - Group II • Mines - Group I
- Protection type and normative:
  - Ex db IIC • Ex eb II (gas) • Ex tb IIIC (dusts) • Ex db I • Ex eb I (mines)
  - Atex: EN 60079-0:2012 • EN 60079-1:2014 • EN 60079-7:2015 • EN 60079-31:2014 • EN 60529:1991
  - IECEx: IEC 60079-0:2011 • IEC 60079-1:2014 • IEC 60079-7:2015 • IEC 60079-15:2010 • IEC 60079-31:2013 • IEC 60529:1989

TEMPERATURE RANGE

+400°

°C

-70°

Reference configuration. Examples: MVAD.M20N1/4.S6 or MVAD.N3/8M12.ON

1	+	2	+	3
Type		Code		Material
MVAD1				**ON**: Nickel-plated brass **S6**: Stainless steel AISI 316L
MVAD1		M20N1/4		S6

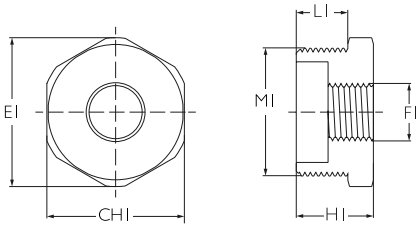

CODE REFERENCES - ADAPTER REDUCER EX D/E

FEMALE - NPT (FI)

		NPT1/4"	NPT3/8"	NPT1/2"	NPT3/4"	NPT1"	NPT1 1/4"	NPT1 1/2"	NPT2"	NPT2 1/2"
MALE - METRICAL ISO 262 (MI)	M20x1,5	M20N1/4	-	-	-	-	-	-	-	-
	M25x1,5	M25N1/4	M25N3/8	M25M20	-	-	-	-	-	-
	M32x1,5	M32N1/4	M32N3/8	M32M20	M32N3/4	-	-	-	-	-
	M40x1,5	M40N1/4	M40N3/8	M40M20	M40N3/4	M40N1	-	-	-	-
	M50x1,5	M50N1/4	M50N3/8	M50M20	M50N3/4	M50N1	M50N11/4	-	-	-
	M63x1,5	M63N1/4	M63N3/8	M63M20	M63N3/4	M63N1	M63N11/4	M63N11/2	-	-
	M75x1,5	M75N1/4	M75N3/8	M75M20	M75N3/4	M75N1	M75N11/4	M75N11/2	M75N2	-
	M90x1,5	M90N1/4	M90N3/8	M90M20	M90N3/4	M90N1	M90N11/4	M90N11/2	M90N2	M90N21/2

HEMBRA - MÉTRICO ISO 262 (FI)

		M12x1,5	M16x1,5	M20x1,5	M25x1,5	M32x1,5	M40x1,5	M50x1,5	M63x1,5	M75x1,5
MALE - NPT (MI)	NPT3/8"	N3/8M12	-	-	-	-	-	-	-	-
	NPT1/2"	N1/2M12	N1/2M16	-	-	-	-	-	-	-
	NPT3/4"	N3/4M12	N3/4M16	N3/4M20	-	-	-	-	-	-
	NPT1"	N1M12	N1M16	N1M20	N1M25	-	-	-	-	-
	NPT1 1/4"	N11/4M12	N11/4M16	N11/4M20	N11/4M25	N11/4M32	-	-	-	-
	NPT1 1/2"	N11/2M12	N11/2M16	N11/2M20	N11/2M25	N11/2M32	N11/2M40	-	-	-
	NPT2"	N2M12	N2M16	N2M20	N2M25	N2M32	N2M40	N2M50	-	-
	NPT2 1/2"	N21/2M12	N21/2M16	N21/2M20	N21/2M25	N21/2M32	N21/2M40	N21/2M50	N21/2M63	-
	NPT3"	N3M12	N3M16	N3M20	N3M25	N3M32	N3M40	N3M50	N3M63	N3M75

See the code in the references table and find the sizes in the dimensions table.

DIMENSIONS ADAPTER REDUCER EX D/E (mm)

CODE	CHI	EI	LI	HI
M20N1/4	24	26,4	15	26
M25N1/4 • M25N3/8 • M25M20	30	33	15	26
M32N1/4 • M32N3/8 • M32M20 • M32N3/4	36	39,6	15	26
M40N1/4 • M40N3/8 • M40M20 • M40N3/4 • M40N1	45	49,5	15	26
M50N1/4 • M50N3/8 • M50M20 • M50N3/4 • M50N1 • M50N11/4	55	60	15	29
M63N1/4 • M63N3/8 • M63M20 • M63N3/4 • M63N1 • M63N11/4 • M63N11/2	-	70	15	29
M75N1/4 • M75N3/8 • M75M20 • M75N3/4 • M75N1 • M75N11/4 • M75N11/2 • M75N2	-	80	20	34
M90N1/4 • M90N3/8 • M90M20 • M90N3/4 • M90N1 • M90N11/4 • M90N11/2 • M90N2 • M90N21/2	-	95	20	34

DIMENSIONS ADAPTER REDUCER EX D/E (mm)

CODE	CHI	EI	LI	HI
N3/8M12	20	22	15	26
N1/2M12 • N1/2M16	24	26,4	18	29
N3/4M12 • N3/4M16 • N3/4M20	27	29,7	18	29
N1M12 • N1M16 • N1M20 • N1M25	36	39,6	22	33
N11/4M12 • N11/4M16 • N11/4M20 • N11/4M25 • N11/4M32	45	49,5	22	33
N11/2M12 • N11/2M16 • N11/2M20 • N11/2M25 • N11/2M32 • N11/2M40	50	55	24	38
N2M12 • N2M16 • N2M20 • N2M25 • N2M32 • N2M40 • N2M50	-	65	24	38
N21/2M12 • N21/2M16 • N21/2M20 • N21/2M25 • N21/2M32 • N21/2M40 • N21/2M50 • N21/2M63	-	75	28	42
N3M12 • N3M16 • N3M20 • N3M25 • N3M32 • N3M40 • N3M50 • N3M63 • N3M75	-	90	28	42

Available upon request

CABLE GLANDS EX D/E ATEX

ADAPTER ENLARGER EX D/E IP66 - IP68



- Material: Nickel-plated brass and stainless steel AISI316L
- Protection class: IP66 / IP68
- ULtraviolet (UV) resistance
- Application fields: Surface - Group II • Mines - Group I
- Protection type and normative:
  - Ex db IIC • Ex eb II (gas) • Ex tb IIIC (dusts) • Ex db I • Ex eb I (mines)
  - Atex: EN 60079-0:2012 • EN 60079-1:2014 • EN 60079-7:2015 • EN 60079-31:2014 • EN 60529:1991
  - IECEx: IEC 60079-0:2011 • IEC 60079-1:2014 • IEC 60079-7:2015 • IEC 60079-15:2010 • IEC 60079-31:2013 • IEC 60529:1989

TEMPERATURE RANGE

+400°

°C

-70°

Reference configuration. Examples: MVAD.M12N1/4.S6 or MVAD.N1/4M25.ON

1	+	2	+	3
Type **MVAD** MVAD		Code M12N1/4		Material **ON**: Nickel-plated brass **S6**: Stainless steel AISI 316L S6

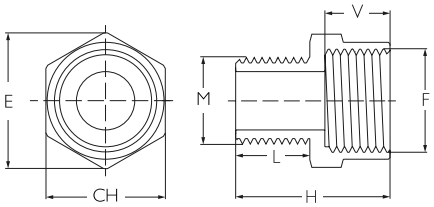

CODE REFERENCES - ADAPTER ENLARGER EX D/E

FEMALE - NPT (F1)

		NPT1/4"	NPT3/8"	NPT1/2"	NPT3/4"	NPT1"	NPT1 1/4"	NPT1 1/2"	NPT2"	NPT2 1/2"	NPT3"
MALE - METRICAL ISO 262 (M)	M12x1,5	M12N1/4	M12N3/8	M12N1/2	M12N3/4	M12N1	M12N11/4	M12N11/2	M12N2	M12N21/2	M12N3
	M16x1,5	M16N1/4	M16N3/8	M16N1/2	M16N3/4	M16N1	M16N11/4	M16N11/2	M16N2	M16N21/2	M16N3
	M20x1,5	-	M20N3/8	M20N1/2	M20N3/4	M20N1	M20N11/4	M20N11/2	M20N2	M20N21/2	M20N3
	M25x1,5	-	-	-	M25N3/4	M25N1	M25N11/4	M25N11/2	M25N2	M25N21/2	M25N3
	M32x1,5	-	-	-	-	M32N1	M32N11/4	M32N11/2	M32N2	M32N21/2	M32N3
	M40x1,5	-	-	-	-	-	M40N11/4	M40N11/2	M40N2	M40N21/2	M40N3
	M50x1,5	-	-	-	-	-	-	M50N11/2	M50N2	M50N21/2	M50N3
	M63x1,5	-	-	-	-	-	-	-	M63N2	M63N21/2	M63N3
	M75x1,5	-	-	-	-	-	-	-	-	M75N21/2	M75N3
	M90x1,5	-	-	-	-	-	-	-	-	-	M90N3

FEMALE - METRICAL ISO 262 (F)

		M12x1,5	M16x1,5	M20x1,5	M25x1,5	M32x1,5	M40x1,5	M50x1,5	M63x1,5	M75x1,5	M90x1,5
MALE - NPT (M)	NPT1/4"	N1/4M12	N1/4M16	N1/4M20	N1/4M25	N1/4M32	N1/4M40	N1/4M50	N1/4M63	N1/4M75	N1/4M90
	NPT3/8"	-	N3/8M16	N3/8M20	N1/4M25	N3/8M32	N3/8M40	N3/8M50	N3/8M63	N3/8M75	N3/8M90
	NPT1/2"	-	-	N1/2M20	N1/2M25	N1/2M32	N1/2M40	N1/2M50	N1/2M63	N1/2M75	N1/2M90
	NPT3/4"	-	-	-	N3/4M25	N3/4M32	N3/4M40	N3/4M50	N3/4M63	N3/4M75	N3/4M90
	NPT1"	-	-	-	-	N1M32	N1M40	N1M50	N1M63	N1M75	N1M90
	NPT1 1/4"	-	-	-	-	-	N11/4M40	N11/4M50	N11/4M63	N11/4M75	N11/4M90
	NPT1 1/2"	-	-	-	-	-	-	N11/2M50	N11/2M63	N11/2M75	N11/2M90
	NPT2"	-	-	-	-	-	-	-	N2M63	N2M75	N2M90
	NPT2 1/2"	-	-	-	-	-	-	-	-	N21/2M75	N21/2M90
	NPT3"	-	-	-	-	-	-	-	-	-	N3M90

See the code in the references table and find the sizes in the dimensions table.

DIMENSIONS ADAPTER ENLARGER EX D/E (mm)

CODE	CH	E	L	V	H
M12N1/4 • M16N1/4 • N1/4M12	20	22	15	15	33
M12N3/8 • M16N3/8 • M20N3/8 • N1/4M16 • N3/8M16	24	26,4	15	15	33
M12N1/2 • M16N1/2 • M20N1/2	26	28,6	15	18	36
M12N3/4 • M16N3/4 • M20N3/4 • M25N3/4	32	35	15	18	36
M12N1 • M16N1 • M20N1 • M25N1 • M32N1	40	44	15	22	40
M12N11/4 • M16N11/4 • M20N11/4 • M25N11/4 • M32N11/4 • M40N11/4	50	55	15	22	40
M12N11/2 • M16N11/2 • M20N11/2 • M25N11/2 • M32N11/2 • M40N11/2 • M50N11/2	55	60	15	24	42
M12N2 • M16N2 • M20N2 • M25N2 • M32N2 • M40N2 • M50N2 • M63N2	-	70	15	24	42
M12N21/2 • M16N21/2 • M20N21/2 • M25N21/2 • M32N21/2 • M40N21/2 • M50N21/2 • M63N21/2	-	80	15	28	46
M75N21/2	-	80	20	28	51
M12N3 • M16N3 • M20N3 • M25N3 • M32N3 • M40N3 • M50N3 • M63N3	-	95	15	28	46
M75N3 • M90N3	-	95	20	28	51
N1/4M20 • N3/8M20	26	28,6	15	15	33
N1/4M25 • N1/4M25	32	35	15	15	33
N1/4M32 • N3/8M32	40	44	15	45	33
N1/4M40 • N3/8M40	45	49,5	15	15	33

DIMENSIONS ADAPTER ENLARGER EX D/E (mm)

CODE	CH	E	L	V	H
N1/4M50 • N3/8M50	55	60	15	15	33
N1/4M63 • N3/8M63	-	70	15	15	33
N1/4M75 • N3/8M75	-	85	15	20	38
N1/4M90 • N3/8M90	-	100	15	20	38
N1/2M20	26	28,6	18	15	36
N1/2M25 • N3/4M25	32	35	18	15	36
N1/2M32 • N3/4M32	40	44	18	15	36
N1M32	40	44	22	15	40
N1/2M40 • N3/4M40	45	49,5	18	15	36
N1M40 • N11/4M40	45	49,5	22	15	40
N1/2M50 • N3/4M50	55	60	18	15	36
N1M50 • N11/4M50	55	60	22	15	40
N11/2M50	55	60	24	15	42
N1/2M63 • N3/4M63	-	70	18	15	36
N1M63 • N11/4M63	-	70	22	15	40
N11/2M63 • N2M63	-	70	24	15	42
N1/2M75 • N3/4M75	-	85	18	20	41
N1M75 • N11/4M75	-	85	22	20	45
N11/2M75 • N2M75	-	85	24	20	47
N21/2M75	-	85	28	20	51
N1/2M90 • N3/4M90	-	100	18	20	41
N1M90 • N11/4M90	-	100	22	20	45
N11/2M90 • N2M90	-	100	24	20	47
N21/2M90 • N3M90	-	100	28	20	51

Available upon request

CABLE GLANDS EX D/E ATEX

ENLARGER - REDUCER

REDUCER EX D/E IP66 - IP68



- Material: Nickel-plated brass and stainless steel AISI316L
- Protection class: IP66 / IP68
- ULtraviolet (UV) resistance
- Application fields: Surface - Group II • Mines - Group I
- Protection type and normative:
  - Ex db IIC • Ex eb II (gas) • Ex tb IIIC (dusts) • Ex db I • Ex eb I (mines)
  - Atex: EN 60079-0:2012 • EN 60079-1:2014 • EN 60079-7:2015 • EN 60079-31:2014 • EN 60529:1991
  - IECEx: IEC 60079-0:2011 • IEC 60079-1:2014 • IEC 60079-7:2015 • IEC 60079-15:2010 • IEC 60079-31:2013 • IEC 60529:1989

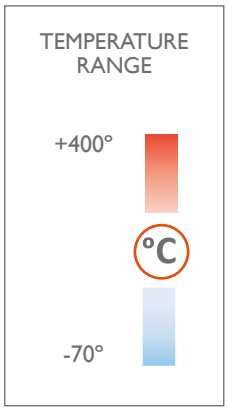

Reference configuration. Examples: MVAD.M16M12.S6 or MVAD.N1/4N3/8.ON

1	+	2	+	3
Type **MVAD1** MVAD1		Code M16M12		Material **ON**: Nickel-plated brass **S6**: Stainless steel AISI 316L S6

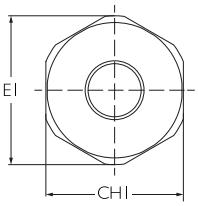

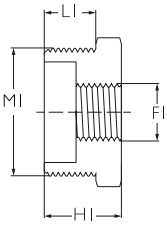

CODE REFERENCES - REDUCER EX D/E										
FEMALE - METRICAL ISO 262 (FI)										
MALE - METRICAL ISO 262 (MI)		M12x1,5	M16x1,5	M20x1,5	M25x1,5	M32x1,5	M40x1,5	M50x1,5	M63x1,5	M75x1,5
	M16x1,5	M16M12	-	-	-	-	-	-	-	-
	M20x1,5	M20M12	M20M16	-	-	-	-	-	-	-
	M25x1,5	M25M12	M25M16	M25M20	-	-	-	-	-	-
	M32x1,5	M32M12	M32M16	M32M20	M32M25	-	-	-	-	-
	M40x1,5	M40M12	M40M16	M40M20	M40M25	M40M32	-	-	-	-
	M50x1,5	M50M12	M50M16	M50M20	M50M25	M50M32	M50M40	-	-	-
	M63x1,5	M63M12	M63M16	M63M20	M63M25	M63M32	M63M40	M63M50	-	-
	M75x1,5	M75M12	M75M16	M75M20	M75M25	M75M32	M75M40	M75M50	M75M50	-
	M90x1,5	M90M12	M90M16	M90M20	M90M25	M90M32	M90M40	M90M50	M90M50	M90M75

FEMALE - NPT (FI)										
MALE - NPT (MI)		NPT1/4"	NPT3/8"	NPT1/2"	NPT3/4"	NPT1"	NPT1 1/4"	NPT1 1/2"	NPT2"	NPT2 1/2"
	NPT1/2"	N1/2N1/4	-	-	-	-	-	-	-	-
	NPT3/4"	N3/4N1/4	N3/4N3/8	N3/4N1/2	-	-	-	-	-	-
	NPT1"	N1N1/4	N1N3/8	N1N1/2	N1N3/4	-	-	-	-	-
	NPT1 1/4"	N1 1/4N1/4	N1 1/4N3/8	N1 1/4N1/2	N1 1/4N3/4	N1 1/4N1	-	-	-	-
	NPT1 1/2"	N1 1/2N1/4	N1 1/2N3/8	N1 1/2N1/2	N1 1/2N3/4	N1 1/2N1	N1 1/2N1 1/4	-	-	-
	NPT2"	N2N1/4	N2N3/8	N2N1/2	N2N3/4	N2N1	N2N1 1/4	N2N1 1/2	-	-
	NPT2 1/2"	N2 1/2N1/4	N2 1/2N3/8	N2 1/2N1/2	N2 1/2N3/4	N2 1/2N1	N2 1/2N1 1/4	N2 1/2N1 1/2	N2 1/2N2	-
	NPT3"	N3N1/4	N3N3/8	N3N1/2	N3N3/4	N3N1	N3N1 1/4	N3N1 1/2	N3N2	N3N2 1/2

See the code in the references table and find the sizes in the dimensions table.

DIMENSIONS REDUCER EX D/E (mm)				
CODE	CHI	EI	LI	HI
M16M12	20	22	15	26
M20M12 • M20M16	24	26,4	15	26
M25M12 • M25M16 • M25M20	30	33	15	26
M32M12 • M32M16 • M32M20 • M32M25	36	39,6	15	26
M40M12 • M40M16 • M40M20 • M40M25 • M40M32	45	49,5	15	26
M50M12 • M50M16 • M50M20 • M50M25 • M50M32 • M50M40	55	60	15	29
M63M12 • M63M16 • M63M20 • M63M25 • M63M32 • M63M40 • M63M50	-	70	15	29
M75M12 • M75M16 • M75M20 • M75M25 • M75M32 • M75M40 • M75M50 • M75M50	-	80	20	34
M90M12 • M90M16 • M90M20 • M90M25 • M90M32 • M90M40 • M90M50 • M90M50 • M90M75	-	95	20	34

DIMENSIONS REDUCER EX D/E (mm)				
CODE	CHI	EI	LI	HI
N1/2N1/4	24	26,4	18	29
N3/4N1/4 • N3/4N3/8 • N3/4N1/2	27	29,7	18	29
N1N1/4 • N1N3/8 • N1N1/2 • N1N3/4	36	39,6	22	33
N1 1/4N1/4 • N1 1/4N3/8 • N1 1/4N1/2 • N1 1/4N3/4 • N1 1/4N1	45	49,5	22	33
N1 1/2N1/4 • N1 1/2N3/8 • N1 1/2N1/2 • N1 1/2N3/4 • N1 1/2N1 • N1 1/2N1 1/4	50	55	24	38
N2N1/4 • N2N3/8 • N2N1/2 • N2N3/4 • N2N1 • N2N1 1/4 • N2N1 1/2	-	65	24	38
N2 1/2N1/4 • N2 1/2N3/8 • N2 1/2N1/2 • N2 1/2N3/4 • N2 1/2N1 • N2 1/2N1 1/4 • N2 1/2N1 1/2 • N2 1/2N2	-	75	28	42
N3N1/4 • N3N3/8 • N3N1/2 • N3N3/4 • N3N1 • N3N1 1/4 • N3N1 1/2 • N3N2 • N3N2 1/2	-	90	28	42

Available upon request

CABLE GLANDS EX D/E ATEX

ENLARGER EX D/E IP66 - IP68



- Material: Nickel-plated brass and stainless steel AISI316L
- Protection class: IP66 / IP68
- ULtraviolet (UV) resistance
- Application fields: Surface - Group II • Mines - Group I
- Protection type and normative:
  - Ex db IIC • Ex eb II (gas) • Ex tb IIIC (dusts) • Ex db I • Ex eb I (mines)
  - Atex: EN 60079-0:2012 • EN 60079-1:2014 • EN 60079-7:2015 • EN 60079-31:2014 • EN 60529:1991
  - IECEx: IEC 60079-0:2011 • IEC 60079-1:2014 • IEC 60079-7:2015 • IEC 60079-15:2010 • IEC 60079-31:2013 • IEC 60529:1989

TEMPERATURE RANGE

+400°

°C

-70°

Reference configuration. Examples: MVAD.M12M16.S6 or MVAD.N1/4N3/8.ON

1	+	2	+	3
Type **MVAD**		Code		Material **ON**: Nickel-plated brass **S6**: Stainless steel AISI 316L
MVAD		M12M16		S6

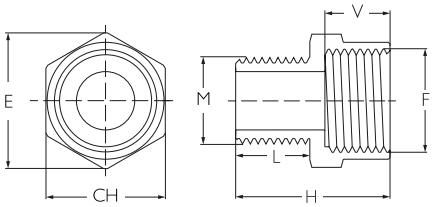

CODE REFERENCES - ENLARGER EX D/E

FEMALE - METRICAL ISO 262 (F)

MALE - METRICAL ISO 262 (M)		M12x1,5	M16x1,5	M20x1,5	M25x1,5	M32x1,5	M40x1,5	M50x1,5	M63x1,5	M75x1,5	M90x1,5
	M12x1,5	M12M12	M12M16	M12M20	M12M25	M12M32	M12M40	M12M50	M12M63	M12M75	M12M90
	M16x1,5	-	M16M16	M16M20	M16M25	M16M32	M16M40	M16M50	M16M63	M16M75	M16M90
	M20x1,5	-	-	M20M20	M20M25	M20M32	M20M40	M20M50	M20M63	M20M75	M20M90
	M25x1,5	-	-	-	M20M25	M25M32	M25M40	M25M50	M25M63	M25M75	M25M90
	M32x1,5	-	-	-	-	M32M32	M32M40	M32M50	M32M63	M32M75	M32M90
	M40x1,5	-	-	-	-	-	M40M40	M40M50	M40M63	M40M75	M40M90
	M50x1,5	-	-	-	-	-	-	M50M50	M50M63	M50M75	M50M90
	M63x1,5	-	-	-	-	-	-	-	M63M63	M63M75	M63M90
	M75x1,5	-	-	-	-	-	-	-	-	M75M75	M75M90
	M90x1,5	-	-	-	-	-	-	-	-	-	M90M90

FEMALE - NPT (F)

MALE - NPT (M)		NPT1/4"	NPT3/8"	NPT1/2"	NPT3/4"	NPT1"	NPT1 1/4"	NPT1 1/2"	NPT2"	NPT2 1/2"	NPT3"
	NPT1/4"	N1/4N1/4	N1/4N3/8	N1/4N1/2	N1/4N3/4	N1/4N1	N1/4N11/4	N1/4N11/2	N1/4N2	N1/4N21/2	N1/4N3
	NPT3/8"	N3/8N1/4	N3/8N3/8	N3/8N1/2	N3/8N3/4	N3/8N1	N3/8N11/4	N3/8N11/2	N3/8N2	N3/8N21/2	N3/8N3
	NPT1/2"	-	N1/2N3/8	N1/2N1/2	N1/2N3/4	N1/2N1	N1/2N11/4	N1/2N11/2	N1/2N2	N1/2N21/2	N1/2N3
	NPT3/4"	-	-	-	N3/4N3/4	N3/4N1	N3/4N11/4	N3/4N11/2	N3/4N2	N3/4N21/2	N3/4N3
	NPT1"	-	-	-	-	N1N1	N1N11/4	N1N11/2	N1N2	N1N21/2	N1N3
	NPT1 1/4"	-	-	-	-	-	N11/4N11/4	N11/4N11/2	N11/4N2	N11/4N21/2	N11/4N3
	NPT1 1/2"	-	-	-	-	-	-	N11/2N11/2	N11/2N2	N11/2N21/2	N11/2N3
	NPT2"	-	-	-	-	-	-	-	N2N2	N2N21/2	N2N3
	NPT2 1/2"	-	-	-	-	-	-	-	-	N21/2N21/2	N21/2N3
	NPT3"	-	-	-	-	-	-	-	-	-	N3N3

See the code in the references table and find the sizes in the dimensions table.

DIMENSIONS ENLARGER EX D/E (mm)

CODE	CH	E	L	V	H
M12M12 • N1/4N1/4 • N3/8N1/4	20	22	15	15	33
M12M16 • M16M16 • N1/4N3/8 • N3/8N3/8	24	26,4	15	15	33
M12M20 • M16M20 • M20M20	26	28,6	15	15	33
M12M25 • M16M25 • M20M25 • M20M25	32	35	15	15	33
M12M32 • M16M32 • M20M32 • M25M32 • M32M32	40	44	15	45	33
M12M40 • M16M40 • M20M40 • M25M40 • M32M40 • M40M40	45	49,5	15	15	33
M12M50 • M16M50 • M20M50 • M25M50 • M32M50 • M40M50 • M50M50	55	60	15	15	33
M12M63 • M16M63 • M20M63 • M25M63 • M32M63 • M40M63 • M50M63 • M63M63	-	70	15	15	33
M12M75 • M16M75 • M20M75 • M25M75 • M32M75 • M40M75 • M50M75 • M63M75	-	85	15	20	38
M12M90 • M16M90 • M20M90 • M25M90 • M32M90 • M40M90 • M50M90 • M63M90	-	100	15	20	38
M75M75	-	85	20	20	43
M75M90 • M90M90	-	100	20	20	43
N1/2N3/8	24	26,4	18	15	36
N1/4N1/2 • N3/8N1/2	26	28,6	15	18	36
N1/2N1/2	26	28,6	18	18	39
N1/4N3/4 • N3/8N3/4	32	35	15	18	36
N1/4N1 • N3/8N1	40	44	15	22	40

DIMENSIONS ENLARGER EX D/E (mm)

CODE	CH	E	L	V	H
N1/4N11/4 • N3/8N11/4	50	55	15	22	40
N1/4N11/2 • N3/8N11/2	55	60	15	24	42
N1/4N2 • N3/8N2	-	70	15	24	42
N1/4N21/2 • N3/8N21/2	-	80	15	28	46
N1/4N3 • N3/8N3	-	95	15	28	46
N1/2N1/2	26	28,6	18	18	39
N1/2N3/4 • N3/4N3/4	32	35	18	18	39
N1/2N1 • N3/4N1	40	44	18	22	43
N1/2N11/4 • N3/4N11/4	50	55	18	22	43
N1/2N11/2 • N3/4N11/2	55	60	18	24	45
N1/2N2 • N3/4N2	-	70	18	24	45
N1/2N21/2 • N3/4N21/2	-	80	18	28	49
N1/2N3 • N3/4N3	-	95	18	28	49
N1N1	40	44	22	22	47
N1N11/4 • N11/4N11/4	50	55	22	22	47
N1N11/2 • N11/4N11/2	55	60	22	24	49
N1N2 • N11/4N2	-	70	22	24	49
N1N21/2 • N11/4N21/2	-	80	22	28	52
N1N3 • N11/4N3	-	95	22	28	53
N11/2N11/2	55	60	24	24	51
N11/2N2 • N2N2	-	70	24	24	51
N11/2N21/2 • N2N21/2	-	80	24	28	55
N11/2N3 • N2N3	-	85	24	28	55
N21/2N21/2	-	80	28	28	59
N21/2N3 • N3N3	-	95	28	28	59

Available upon request

CABLE GLANDS EX D/E ATEX

VALVE

AUTOMATIC BREATHER AND DRAINAGE HAZARDOUS AREA VALVES ATEX IP66



- Valves are suitable to be used on increased safety, intrinsically safety or watertight enclosures to facilitate the elimination of condensation or vapors developed inside. We recomended minimun 2 units per enclosure
- Material: stainless steel AISI316 o Nickel-plated brass
- Internal filter: stainless steel
- Gaskets: silicone
- Internal seeger: stainless steel
- ULtraviolet (UV) resistance
- Normative and marking:
  - II 2GD Ex eb IIC Gb
  - Ex tb IIIC Db
  - EN 60079-14
  - IEC 60079-0: 2011 / 60079-7:2015 / IEC 60079-31: 2013
  - Directive 2014/34/UE
  - EN 60079-0: 2012 / 60079-7: 2015 / 60079-31: 2014
- Protection class: IP66

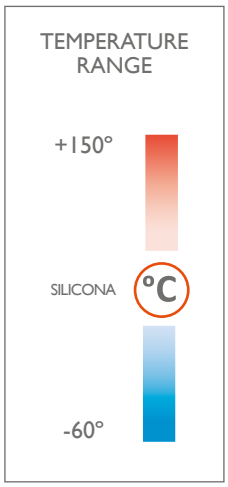

HOW VALVE WORKS

IP66 Waterproof Anti-condensation valve to facilitate air circulation by convection inside the modules, preventing the formation of condensation. Pressure differences in enclosures with a high degree of protection from moisture and dust, are the result of fluctuations in internal and external temperature. If negative pressure or vacuum dust and moisture can be absorbed by the sealed doors and can enter the hazardous area enclosure. Because moisture can not escape, condensation can occur. Allows to regulate the pressure to prevent condensation following an increase in the internal temperature.

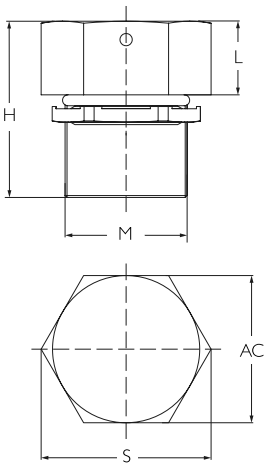

REFERENCES AUTOMATIC BREATHER AND DRAINAGE HAZARDOUS AREA VALVES ATEX								
REFERENCES	USE	MATERIAL	DIMENSIONS (mm)					MINIMUM
			M	AC	S	H	L	
MVVAC04B.M20.S6.EX	Breather	Stainless steel	M20x1,5	24	28	26	12	60
MVVAC04D.M20.S6.EX	Drainage	Stainless steel	M20x1,5	24	28	26	12	60
MVVAC04B.M20.ON.EX	Breather	Latón niquelado	M20x1,5	24	28	26	12	150
MVVAC04D.M20.ON.EX	Drainage	Stainless steel	M20x1,5	24	28	26	12	150

CABLE GLANDS EX D/E ATEX

ACCESSORIES

SHROUD IP66 - IP68



- Material:
  - TPV
  - PVC
  - LSF
- ULtraviolet (UV) resistance
- Protection class: IP66 / IP68 (EN 60529)
- Temperature range: -20°C to +80°C

Reference configuration. Example: MVSHR16LSF

1	+	2	+	3
Type **MVSHR**		Size		Material **TPV**:TPV **PVC**: PVC **LSF**: LSF
MVSHR		16		LSF

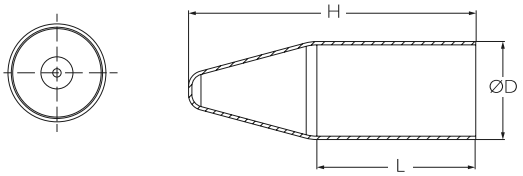

REFERENCES SHROUD				
SHROUD	SIZE	ØD (mm)	H (mm)	L (mm)
MVSHR	16	25	100	60
MVSHR	20	32	110	65
MVSHR	25	41	130	70
MVSHR	32	49	145	77
MVSHR	40	60	170	85
MVSHR	50S	65	155	86
MVSHR	50	75	175	92
MVSHR	63S	81	180	92
MVSHR	63	86	180	92
MVSHR	75S	100	220	115
MVSHR	75	110	220	115

Available upon request

EARTH TAG



- Material: stainless steel AISI 303L
- ULtraviolet (UV) resistance
- Temperature range: -40°C to +100°C

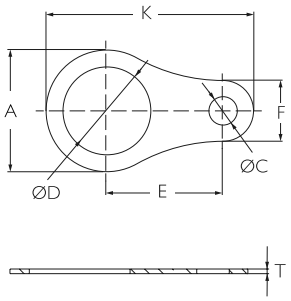

REFERENCES EARTH TAG								
EARTH TAG	SIZE	A (mm)	ØD (mm)	ØC (mm)	F (mm)	K (mm)	E (mm)	T (mm)
MVTT16S3	16	25,4	16,5	6,5	12,5	49	30	1
MVTT20S3	20	27	20,5	6,5	10,2	51,6	33	1
MVTT25S3	25	35	25,5	6,5	13,5	60	35,5	1
MVTT32S3	32	45	32,5	10,5	22,5	76,75	43	1
MVTT40S3	40	53,5	40,5	10,5	23,6	83,5	45	1
MVTT50S3	50	65	50,5	10,5	29,5	105,25	58	1
MVTT63S3	63	82	63,5	10,5	29,5	122,75	67	1
MVTT75S3	75	96	75,5	6,5	24	-	73	1,5
MVTT90S3	90	114	90,5	6,5	37	-	86	1,5

Available upon request

CABLE GLANDS
FOR ELECTRICAL ENCLOSURES



FOR MORE INFORMATION CLICK HERE

CUSTOMIZED ENCLOSURE SOLUTIONS DELVALLE

Delvalle has more than 45 years of experience using the latest technology to implement and obtain the most innovative products on offer to all our customers. Delvalle is an ideal partner, combining an advanced and wide range of products at very competitive prices.

The customized manufacture of all electrical enclosures and cabinets Delvallebox is carry out with the most advanced technical methods and with the precision and consciousness of a craftsman. This makes the difference from competitors and is the best way to gain our customers´ trust.
In Delvallebox we bear in mind that customers perceive the quality very clearly. In every product (for instance, in the cabinets here presented) safety and useful solutions are what customers value most.



STAINLESS STEEL INDUSTRIAL ENCLOSURES



OUTDOOR ELECTRICAL ENCLOSURES



GLOBAL ELECTRICAL SOLUTIONS FOR URBAN AREAS



GALVANIZED STEEL ELECTRICAL ENCLOSURES



SLOPED ROOF
ENCLOSURES - HYGIENIC

ATEX INDUSTRIAL ENCLOSURES



INDUSTRIAL ENCLOSURES IP66, IP67, IP68 AND IP6K9K

Buy direct from manufacturer of custom made IP66, IP67, IP68 and IP6K9K heavy duty industrial and waterproof electrical enclosures AISI 304L and 316L made by standard IEC 60529. Delvalle has tested all sizes and dimensions of waterproof enclosures according to EN 60529:2018. All weather resistant enclosures are more than simply rainproof, they meet a minimum of Nema 4X and IP66, IP67, IP68 and IP69k requirements to ensure your electronics are protected. From Juntion boxes to industrial enclosures, Delvalle weatherproof enclosures offer a wide range of sizes and styles to keep your project waterproof.





CABLE GLANDS FOR
ELECTRICAL ENCLOSURES

CLIMATE CONTROL
COOLING FOR ENCLOSURES



delvalle®

INDUSTRIAL ENCLOSURE SOLUTIONS



Paso del Prao, 6. 01320 Oyón (Álava). Spain
Phone +34 945 601 381
comercial@delvalle.es | **www.delvallebox.com**

Contact us, we will be available at any time